

OGi bloc

Vented lead-acid battery



Motive Power Systems

Reserve Power Systems

Special Power Systems

Service

Your benefits with HOPPECKE OGi bloc

- **Good high-current capability** - low investment costs due to innovative electrode structure
- **High expected service life** - due to double separation
- **Maximum compatibility** - design according to DIN 40739
- **Higher short-circuit safety even during the installation** - based on HOPPECKE system connectors
- **Extremely extended water refill intervals up to maintenance free** - optional use of AquaGen® recombination system minimizes emission of gas and aerosols¹

Typical applications of HOPPECKE OGi bloc

- **Railway applications**
Railway control centers, signal systems, lighting
- **Starter batteries for emergency power diesel generators**
- **Emergency lighting installations**



Similar to the illustration,
AquaGen® optional

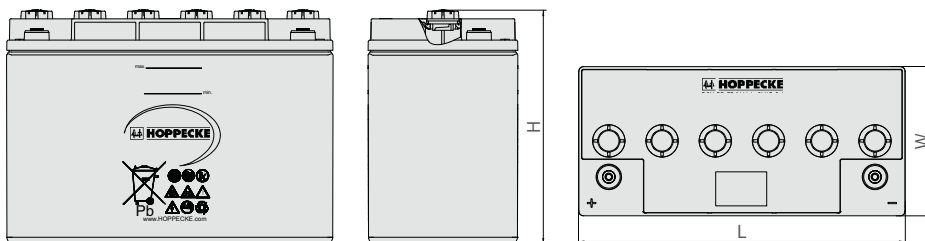
Type overview

Capacities, dimensions and weights

Type	C _{nom} /1.80 V Ah *	C ₁₀ /1.80 V Ah **	C ₅ /1.75 V Ah	C ₃ /1.70 V Ah	C ₁ /1.70 V Ah	C _{1/2} /1.65 V Ah	C _{1/6} /1.65 V Ah	max.* Weight kg	Weight electrolyte kg (1.24 kg/l)	max.* Length L mm	max.* Width W mm	max.* Height H mm	Fig.
OGi bloc 12 V 60	54.0	68.0	58.0	51.9	38.2	30.2	20.0	36.1	9.0	384	178	285	A
OGi bloc 12 V 80	72.0	90.0	77.0	69.0	50.9	40.3	26.8	42.7	9.4	384	178	285	A
OGi bloc 12 V 100	90.0	113.0	96.5	86.4	63.7	50.5	33.5	55.3	14.6	553	178	285	A
OGi bloc 12 V 110	108.0	135.0	116.0	104.0	76.4	60.5	40.2	61.7	14.8	553	178	285	A
OGi bloc 6 V 20	18.0	23.0	19.5	17.4	12.7	10.1	6.7	8.6	2.0	115	178	285	B
OGi bloc 6 V 40	36.0	45.0	38.5	34.5	25.5	20.1	13.4	12.1	2.5	115	178	285	B
OGi bloc 6 V 60	54.0	68.0	58.0	51.9	38.2	30.2	20.0	18.3	4.5	205	178	285	B
OGi bloc 6 V 80	72.0	90.0	77.0	69.0	50.9	40.3	26.8	21.6	4.7	205	178	285	B
OGi bloc 6 V 100	90.0	113.0	96.5	86.4	63.7	50.5	33.5	28.0	7.3	285	178	285	B
OGi bloc 6 V 110	108.0	135.0	116.0	104.0	76.4	60.5	40.2	31.1	7.4	285	178	285	B
OGi bloc 6 V 130	128.0	152.0	134.0	119.0	89.2	72.5	44.2	40.2	9.9	285	232	335	B
OGi bloc 6 V 160	160.0	190.0	168.0	149.0	112.0	91.0	55.2	48.5	12.5	285	232	335	B
OGi bloc 6 V 200	192.0	228.0	201.0	179.0	134.0	109.0	66.2	55.1	13.4	285	232	335	B
OGi bloc 4 V 230	224.0	266.0	234.0	208.0	156.0	127.0	77.2	43.0	9.8	252	232	335	C
OGi bloc 4 V 260	256.0	304.0	268.0	238.0	178.0	146.0	88.3	48.7	11.8	252	232	335	C

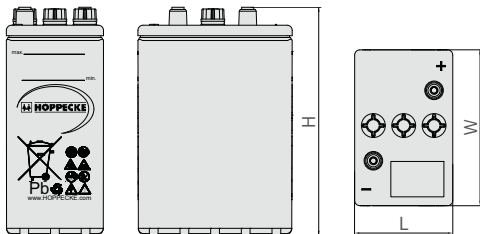
* C_{nom} = Nominal capacity according to DIN 40739 at 10 h discharge ** C₁₀ = Real capacity at 10 h discharge
* according to DIN 40739 data to be understood as maximum values

Fig. A



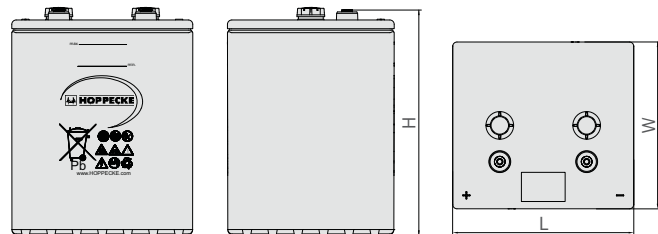
OGi bloc 12 V 60 - OGi bloc 12 V 110

Fig. B



OGi bloc 6 V 20 - OGi bloc 6 V 200

Fig. C



OGi bloc 4 V 230 - OGi bloc 4 V 260

Design life: up to 15 years

Optimal environmental compatibility - closed loop for recovery of materials in an accredited recycling system.

¹ Similar to sealed lead-acid batteries